

# PASSAIC COUNTY BOARD OF TAXATION

## CERTIFICATION OF TAX RATE

Pursuant to Section 4, P.L. 1983, ch 225, approved December 31, 1982, the Passaic County Board of Taxation hereby certifies the foregoing Tax List is a true and complete record of the taxes assessed for the year **2021** in the Taxing District of **RINGWOOD BOROUGH**, Passaic County, New Jersey, and the Net Valuation Taxable and the Net Valuation on which County Taxes and Regional School Taxes are apportioned are as follows:

Net Valuation Taxable: \$1,455,784,400.00  
Net Valuation for County Tax Apportionment: \$1,825,825,981.00  
County Apportionment Rate: \$0.61795179

### APPORTIONMENT OF TAXES

RINGWOOD BOROUGH

OF PASSAIC COUNTY FOR THE YEAR

2022

	<u>Tax Levy</u>	<u>General Tax Rate</u>
Net County Taxes:	\$11,275,049.11	\$0.775
County Open Space:	\$193,309.64	\$0.014
District School:	\$22,176,516.00	\$1.524
Regional School:	\$11,428,099.00	\$0.785
Local School:		
Local Municipal Purpose:	\$12,491,970.00	\$0.858
Open Space Tax:	\$145,578.00	\$0.009
Minimum Library Tax:		
Total Levy on Which Tax Rate is Computed:	\$57,710,521.75	\$3.965

GENERAL TAX RATE TO APPLY PER \$100 OF ASSESSED VALUATION:


**\$3.965**

Certified this 19<sup>th</sup> Day of July 2022

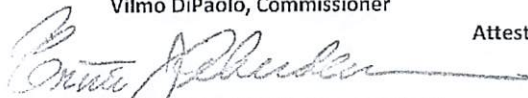
COMMISSIONERS




Louis Batelli, President



Vilmo DiPaolo, Commissioner

  
Ernest Scheidemann, Commissioner

Attest:

  
Jay R. Schwartz, Tax Administrator

**BOROUGH OF RINGWOOD  
TAX RATE & LEVY ANALYSIS**

	2021			2022			<u>% Change in Tax Levy</u>	<u>% Change in Tax Rate</u>	<u>% Of Total</u>	
	<u>Tax Levy</u>	<u>Tax Rate</u>	<u>Rounded</u>	<u>Tax Levy</u>	<u>Tax Rate</u>	<u>Rounded</u>				
County	\$11,383,332.15	\$0.78270345	<b>\$0.783</b>	\$11,275,049.11	\$0.77449993	<b>\$0.775</b>	-0.95%	-1.02%	19.54%	County
County Open Space	\$175,860.16	\$0.01209192	<b>\$0.012</b>	\$193,309.64	\$0.01327873	<b>\$0.014</b>	9.92%	16.67%	0.33%	County Open Space
District School	\$21,549,359.00	\$1.48170653	<b>\$1.482</b>	\$22,176,516.00	\$1.52333793	<b>\$1.524</b>	2.91%	2.83%	38.43%	District School
Regional School	\$11,430,494.00	\$0.78594624	<b>\$0.786</b>	\$11,428,099.00	\$0.78501315	<b>\$0.785</b>	-0.02%	-0.13%	19.80%	Regional School
Municipal	\$12,209,468.00	\$0.83950750	<b>\$0.839</b>	\$12,491,970.00	\$0.85809204	<b>\$0.858</b>	2.31%	2.26%	21.65%	Municipal
<u>Municipal Open Space</u>	<u>\$146,170.00</u>	<u>\$0.01005046</u>	<u><b>\$0.010</b></u>	<u>\$145,578.00</u>	<u>\$0.00999997</u>	<u><b>\$0.009</b></u>	<u>-0.41%</u>	<u>-10.00%</u>	<u>0.25%</u>	<u>Municipal Open Space</u>
<b>Total</b>	<b>\$56,894,683.31</b>	<b>\$3.91200611</b>	<b>\$3.912</b>	<b>\$57,710,521.75</b>	<b>\$3.96422175</b>	<b>\$3.965</b>	1.43%	1.35%	100.00%	<b>Total</b>

	2021	2022	<u>\$ Change in NTV</u>	<u>% Change in NTV</u>
NTV	\$1,454,360,800	\$1,455,784,400	\$1,423,600	0.10%

	2021	2022	<u>% Change in Avg. Res. Assessment</u>	
2021 Average Residential Assessment	\$302,300	2022 Average Residential Assessment	\$302,200	-0.03%

